



DHHC-15 Polyclonal Antibody

Catalog No	YP-Ab-01651
Isotype	IgG
Reactivity	Human;Rat;Mouse;
Applications	WB;ELISA
Gene Name	ZDHHC15
Protein Name	Palmitoyltransferase ZDHHC15
Immunogen	The antiserum was produced against synthesized peptide derived from human ZDHHC15. AA range:288-337
Specificity	DHHC-15 Polyclonal Antibody detects endogenous levels of DHHC-15 protein.
Formulation	Liquid in PBS containing 50% glycerol, 0.5% BSA and 0.02% sodium azide.
Source	Polyclonal, Rabbit,IgG
Purification	The antibody was affinity-purified from rabbit antiserum by affinity-chromatography using epitope-specific immunogen.
Dilution	Western Blot: 1/500 - 1/2000. ELISA: 1/10000. Not yet tested in other applications.
Concentration	1 mg/ml
Purity	≥90%
Storage Stability	-20°C/1 year
Synonyms	ZDHHC15; Palmitoyltransferase ZDHHC15; Zinc finger DHHC domain-containing protein 15; DHHC-15
Observed Band	38kD
Cell Pathway	Golgi apparatus membrane ; Multi-pass membrane protein . Cell junction, synapse, postsynaptic density .
Tissue Specificity	Expressed in placenta, liver, lung, kidney, heart and brain.
Function	catalytic activity:Palmitoyl-CoA + protein-cysteine = S-palmitoyl protein + CoA.,disease:Defects in ZDHHC15 are the cause of mental retardation X-linked type 91 (MRX91) [MIM:300577]. Mental retardation is characterized by significantly sub-average general intellectual functioning associated with impairments in adaptative behavior and manifested during the developmental period. Non-syndromic mental retardation patients do not manifest other clinical signs.,domain:The DHHC domain is required for palmitoyltransferase activity.,function:Palmitoyltransferase specific for GAP43 and DLG4/PSD95.,PTM:Autopalmitoylated.,similarity:Belongs to the DHHC palmitoyltransferase family.,similarity:Contains 1 DHHC-type zinc finger.,tissue specificity:Expressed in placenta, liver, lung, kidney, heart and brain.,
Background	The protein encoded by this gene belongs to the DHHC palmitoyltransferase family. Mutations in this gene are associated with mental retardatio X-linked type



91 (MRX91). Alternatively spliced transcript variants encoding different isoforms have been found for this gene. [provided by RefSeq, Sep 2009],


matters needing attention

Avoid repeated freezing and thawing!


Usage suggestions

This product can be used in immunological reaction related experiments. For more information, please consult technical personnel.

Products Images



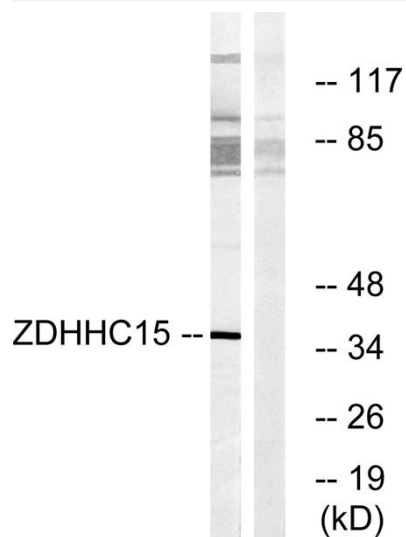
Western Blot analysis of Jurkat cells using DHHC-15 Polyclonal Antibody



The picture was kindly provided by our customer, antibody was diluted at 1:500



Western blot analysis of lysates from Jurkat cells, using ZDHHC15 Antibody. The lane on the right is blocked with the synthesized peptide.



Western blot analysis of the lysates from 293 cells using ZDHHC15 antibody.

